



# Einhell

**CAR EXPERT****Battery Charger****CE-BC 6 M****Item No.: 1002235**

Ident No.: 21021

Bar Code: 4006825640328

The Einhell CE-BC 6 M battery charger is an intelligent system with a multi-stage charging cycle and monitoring by a microprocessor controller, and is suitable for all standard 12 V vehicle batteries. The trickle charge function reduces the stress on the battery being charged and extends its service life, especially for seasonal vehicles. For reliable safety the device has protection against overcharging, short-circuit and swapped poles and protection class IP65 (dustproof and protected against water jets). The charger has fully insulated battery clamps. The LCD battery voltage and charge status indicator shows the status of the battery at a glance.

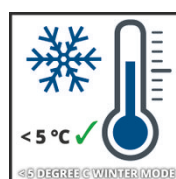

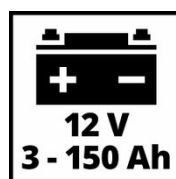
## Features & Benefits

- Intelligent battery charger with microprocessor controller
- Multi-stage charging cycle, controlled/monitored by microprocessor
- Universal battery charger for various battery types
- For gel, AGM, zero and low maintenance lead-acid batteries
- Protection class IP65: Dustproof and protected against water jets
- Trickle charge function for a continuously ideal charge status
- For vehicles with long idle times (convertibles/motorcycles)
- Use will extend the life of the battery
- Winter charging mode for outdoor temperatures below 5°C
- Recondition mode for charging deeply discharged batteries
- Power supply mode
- LCD battery voltage and charging progress display
- El. protection against overcharging, short-circuit, swapped poles
- Fully insulated battery clamps
- Suspension eyelet for mounting to the wall



## Technical Data

- |   |                   |
|---|-------------------|
| - Mains supply  | 220-240 V   50 Hz |
| - Jump start  | no                |
| - Charging voltage  | 12V               |
| - Suitable for batteries (from min. Ah to max. Ah):   | 3-150 Ah          |
| - Charging current Min. (arith./eff.) - Max. 1 / [-] - 6 / [-] A (arith./eff.) on 12 V d.c. |                   |
| - Charging current (arith./eff.) at normal load on 12 V d.c.                                | 6 A               |
| - Charging current (arith./eff.) at quick load on 12 V d.c.                                 | 6 A               |

**CAR EXPERT**

## Logistic Data

- |                                      |                      |
|--------------------------------------|----------------------|
| - Product weight                     | 0.597                |
| - Gross weight single packaging      | 0.83                 |
| - Dimensions single packaging        | 153 x 77 x 305 mm    |
| - Pieces per export carton           | 10 Pieces            |
| - Gross weight export carton         | 9 kg                 |
| - Dimensions export carton           | 390 x 315 x 320 mm   |
| - Container quantity (20"/40"/40"HC) | 7140   15540   17760 |