



Einhell

CLASSIC

Motobineuse thermique

GC-MT 2560 LD

Référence produit: 3430281

Numéro d'identification: 11019

Code EAN: 4006825646351

The GC-MT 2560 LD petrol hoe provides ambitious DIY enthusiasts with a practical and powerful garden tool for highly effective soil cultivation. A single-cylinder four-stroke engine with a crank shaft with bilateral bearings ensures high performance and smooth running. Speedy progress even through firm soil is assured by the robust cultivator blades. A height-adjustable brake shoe makes it easy to adjust the working depth.

Caractéristiques et bénéfices


- 4-stroke engine with 1 cylinder
- Robust cultivator blades
- Height adjustable brake shoe
- Side limiting discs
- Cultivator blade stopped by dead man's circuit
- Swiveling guide wheel
- Height adjustable steady grips
- Crank shaft mounted at two ends

Données techniques

- Moteur	four-stroke, air cooled
- Cylindrée	150 cm ³
- Puissance	2.5 kW
- Vitesse de travail	3400 min ⁻¹
- Capacité du réservoir de carburant	1.2 L
- Largeur de travail	60 cm
- Profondeur de travail	230 mm
- Chopping knives	6 Pieces 260 mm

Données logistiques

- Poids du produit	34.6 kg
- Poids brut à l'unité	40.65 kg
- Dimension du packaging unitaire	700 x 415 x 720 mm
- Unité par carton de suremballage	1 Pieces
- Poids brut du carton d'exportation	40.65 kg
- Unité par container (20"/40"/40" HC)	126 264 0



6 CULTIVATOR BLADES




SIDE LIMITING DISCS



ADJUSTABLE HANDLEBAR



HEIGHT ADJUSTABLE DEPTH STOP



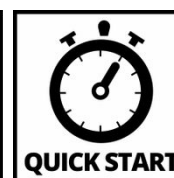
FOLDABLE FRONT WHEEL



LOW EMISSION SERIES



MOBILE DEVICE EASY HANDLING



QUICK START



LONG LIFE HIGH-GRADE STEEL