



Einhell Germany AG

Einhell

CLASSIC

GC-DP 6315 N

Dirt Water Pump

Item No.: 4170491

Ident No.: 11026

Bar Code: 4006825587234

The GC-DP 6315 N dirty water pump is a robust, powerful and reliable helper which provides the best service when pumping off dirty water from ponds, building pits, flooded basements and much more besides. With a rating of 630 W, this powerful pump achieves a delivery rate of up to 17,000 liters of dirty water per hour. An infinitely variable float switch lets you choose between continuous operation and a pre-selected ON and OFF switching level. The extremely long-lasting pump housing made of corrosion-resistant stainless steel withstands even the highest stress.

Features

- Carry-handle
- Floating switch infinitely adjustable in height
- High-grade mechanical seal
- Stainless steel pump housing
- Cable rewind
- 90° angle with universal connection

Technical Data

- Mains supply	230 V 50 Hz
- Power	630 W
- Max. delivery capacity	17000 L/h
- Max. delivery height	8 m
- Max. immersion depth	5 m
- Max. water temperature	35 °C
- Max. size of foreign particles	15 mm
- Hose connection	47,8mm (G11/2 IG)
- Power cord	10 m H07RN-F

Logistic Data

- Product weight	4.67 kg
- Gross weight single packaging	6.02 kg
- Dimensions single packaging	223 x 181 x 414 mm
- Pieces per export carton	4 Pieces
- Gross weight export carton	24.5 kg
- Dimensions export carton	460 x 380 x 395 mm
- Container quantity (20"/40"/40"HC)	1680 3440 3880



ADJUSTABLE FLOATING SWITCH




CABLE REWIND



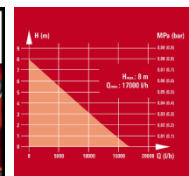
CARRYING HANDLE



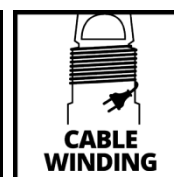
UNIVERSAL HOSE CONNECTION



LONG-LIVE CARBON SEALING



ADJUSTABLE FLOATER



CABLE WINDING



max. 15 mm