

## Service information

Please note that the following parts of this product are subject to normal or natural wear and that the following parts are therefore also required for use as consumables.



Category	Example
Wear parts*	Drill chuck, Battery
Consumables*	Bit inserts/drill bits
Missing parts	

\* Not necessarily included in the scope of delivery!

The reprinting or reproduction by any other means, in whole or in part, of documentation and papers accompanying products is permitted only with the express consent of the ISC GmbH.

Subject to technical changes

## Declaration of conformity

<b>ISC GmbH · Eschenstraße 6 · D-94405 Landau/Isar</b>		<b>CE</b>
explains the following conformity according to EU directives and norms for the following product		
<b>Cordless Drill Driver LCD-2050U / Charger for LCD-2050U (Ozito)</b>		
<input type="checkbox"/> 2014/29/EU	<input checked="" type="checkbox"/> 2006/42/EC	
<input type="checkbox"/> 2005/32/EC_2009/125/EC	<input type="checkbox"/> Annex IV	Notified Body: Notified Body No.: Reg. No.:
<input type="checkbox"/> 2014/35/EU		
<input type="checkbox"/> 2006/28/EC	<input type="checkbox"/> 2000/14/EC_2005/88/EC	
<input checked="" type="checkbox"/> 2014/30/EU	<input type="checkbox"/> Annex V	
<input type="checkbox"/> 2014/32/EU	<input type="checkbox"/> Annex VI	Noise: measured $L_{WA}$ = dB (A); guaranteed $L_{WA}$ = dB (A) P = KW; L/O = cm
<input type="checkbox"/> 2014/53/EC		Notified Body:
<input type="checkbox"/> 2014/68/EU	<input type="checkbox"/> 2012/46/EU	Emission No.:
<input type="checkbox"/> 90/396/EC_2009/142/EC		
<input type="checkbox"/> 89/686/EC_96/58/EC		
<input checked="" type="checkbox"/> 2011/65/EU		
<b>Standard references: EN 60745-1; EN 60745-2-1; EN 60745-2-2; EN 62233; EN 55014-1; EN 55014-2; EN 61000-3-2; EN 61000-3-3; EN 60335-1; EN 60335-2-29</b>		
Landau/Isar, den 02.02.2017	 Weichselgartner/General-Manager	 Mayr/Product-Management
First CE: 17 Art.-No.: 30.000.30 I.-No.: 11016 Subject to change without notice	Archive-File/Record: NAPR016125 Documents registrar: R. Gehard Wiesenweg 22, D-94405 Landau/Isar	



LCD-2050U

## GB Additional operating & safety instructions Cordless Drill Driver



**Danger!** - Read the operating instructions to reduce the risk of injury.



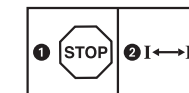
**Caution! Wear ear-muffs.** The impact of noise can cause damage to hearing.



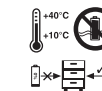
**Caution! Wear a breathing mask.** Dust which is injurious to health can be generated when working on wood and other materials. Never use the device to work on any materials containing asbestos!



**Caution! Wear safety goggles.** Sparks generated during working or splinters, chips and dust emitted by the device can cause loss of sight.



Change the gear only when the drill is at a standstill. If you fail to observe this point, the gearing may be damaged.



Store the battery only in dry rooms with an ambient temperature of +10°C to +40°C. Place only charged batteries in storage (charged at least 40%).

### Items supplied

Please check that the article is complete as specified in the scope of delivery. If parts are missing, please contact our service center or the sales outlet where you made your purchase at the latest within 5 working days after purchasing the product and upon presentation of a valid bill of purchase. Also, refer to the warranty table in the service information at the end of the operating instructions.

- Open the packaging and take out the equipment with care.
- Remove the packaging material and any packaging and/or transportation braces (if available).
- Check to see if all items are supplied.
- Inspect the equipment and accessories for transport damage.
- If possible, please keep the packaging until the end of the guarantee period.

### Danger!

**The equipment and packaging material are not toys. Do not let children play with plastic bags, foils or small parts. There is a danger of swallowing or suffocating!**

### Proper use

The Cordless Drill Driver is designed for tightening and undoing screws, as well as for drilling in wood, metal and plastic.

The equipment is to be used only for its prescribed purpose. Any other use is deemed to be a case of misuse. The user / operator and not the manufacturer will be liable for any damage or injuries of any kind caused as a result of this.

Please note that our equipment has not been designed for use in commercial, trade or industrial applications. Our warranty will be voided if the machine is used in commercial, trade or industrial businesses or for equivalent purposes.

### Technical data

Voltage supply: ..... 12 V DC  
Idling speed: ..... 0-400/0-1500 /min  
Torque settings: ..... 21  
Forward and reverse rotation: .....yes  
Chuck size: ..... max. 10 mm  
Protection class .....III

### Charger adapter

Input:.....100-240 V AC 50-60 Hz 50W  
Output:..... 15 V DC / 1.7 A

### Charging cradle

Output USB:..... 5 V DC / 0.5 - 1.9 A

The maximum screw diameter indicates the maximum diameter of the screw that can be screwed into wood. The screw diameter can vary depending on the type of wood.

### Sound and vibration

Sound and vibration values were measured in accordance with EN 60745.

$L_{pA}$  sound pressure level ..... 81 dB(A)  
 $K_{pA}$  uncertainty ..... 3 dB  
 $L_{WA}$  sound power level ..... 92 dB(A)  
 $K_{WA}$  uncertainty ..... 3 dB

### Wear ear-muffs.

The impact of noise can cause damage to hearing.

Total vibration values (vector sum of three directions) determined in accordance with EN 60745.

### Drilling

Vibration emission value  $a_h = 2.19 \text{ m/s}^2$   
K uncertainty =  $1.5 \text{ m/s}^2$

The specified vibration value was established in accordance with a standardized testing method. It may change according to how the electric equipment is used and may exceed the specified value in exceptional circumstances.

The specified vibration value can be used to compare the equipment with other electric power tools.

The specified vibration value can be used for initial assessment of a harmful effect.

### Keep the noise emissions and vibrations to a minimum.

- Only use appliances which are in perfect working order.
- Service and clean the appliance regularly.
- Adapt your working style to suit the appliance.
- Do not overload the appliance.
- Have the appliance serviced whenever necessary.
- Switch the appliance off when it is not in use.
- Wear protective gloves.

### Caution!

#### Residual risks

**Even if you use this electric power tool in accordance with instructions, certain residual risks cannot be ruled out. The following hazards may arise in connection with the equipment's construction and layout:**

1. Lung damage if no suitable protective dust mask is used.
2. Damage to hearing if no suitable ear protection is used.
3. Health damage caused by hand-arm vibrations if the equipment is used over a prolonged period or is not properly guided and maintained.



For EU countries only

Never place any electric power tools in your household refuse.

To comply with European Directive 2012/19/EC concerning old electric and electronic equipment and its implementation in national laws, old electric power tools have to be separated from other waste and disposed of in an environment-friendly fashion, e.g. by taking to a recycling depot.

Recycling alternative to the return request:

As an alternative to returning the equipment to the manufacturer, the owner of the electrical equipment must make sure that the equipment is properly disposed of if he no longer wants to keep the equipment. The old equipment can be returned to a suitable collection point that will dispose of the equipment in accordance with the national recycling and waste disposal regulations. This does not apply to any accessories or aids without electrical components supplied with the old equipment.

This consignment contains lithium-ion batteries. In accordance with special provision 188 this consignment is not subject to the ADR regulations. Handle with care. Danger of ignition in case of damage to the consignment package. If the consignment package is damaged: Check and if necessary repackage. For further information contact: 0049 1807 10 20 20 66 (fixed network 14 ct/min, mobile phone max. 42 ct/min) Outside Germany charges will apply instead for a regular call to a landline number in Germany.