



DS 405 L Scroll Saw

Art.-No. 43.090.32

Precise, complicated work on wood, plastic, aluminium or gypsum are challenges for model construction and handicrafts. With the stable parallel arm it is easy to saw accurately straightforward. The flexibility of the DS 405 L points itself when working to the millimetre range, sawing perfect round forms and circles out. A blower device removes the dust particles directly from the working piece. The transparent saw blade protection offers optimal security without disturbing the work. For mitre cuts you can adjust the workbench up to 45 degrees to the left or right. A flexible LED light cares for right illuminating.


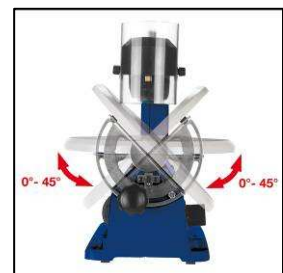

The scroll saw is equipped moreover with a laser, for precise and straight cuts.

Features

- Stroke rate electronic (1)
- Flexible LED-Light for exactly illuminate of the workpieces (2)
- Laser for precise and straight cuts (3)
- Saw table swivelling 2 x 45°(4)
- Dust extraction adapter (5)
- Tool compartment for saw blades (6)
- Integrated saw dust blower facility (7)
- No-voltage switch
- Adapter for leave saw blades
- Saw table made of massive aluminium

Technical Data

- | | |
|------------------------|-------------------------------|
| ■ Mains: | 230 - 240 V ~ 50 Hz |
| ■ Power: | 120 W S2 5 min |
| ■ No-load speed: | 400 – 1,500 min ⁻¹ |
| ■ Stroke height: | 15 mm |
| ■ Saw blade length: | 127 mm |
| ■ Cutting height max.: | 50 mm / 90°; 20 mm / 45° |
| ■ Throat depth: | 405 mm |
| ■ Table size: | 420 x 270 mm |
| ■ Table swivelling: | 0° to 45° (right and left) |
| ■ Net weight: | 16.2 kg |
| ■ Gross weight: | 18.3 kg |
| ■ Packing dimensions: | 670 x 280 x 420 mm |
| ■ Bar code: | 4006825 555097 |
| ■ Sales unit: | 1 pc |



As special accessory available:

Spare saw blade
(Set 5 pcs)

Art.-No.: 45.062.00
Bar code: 4006825453928